

F203 PCB Mounted Filters



Features

- Single phase AC filter
- PCB mounted
- Compact size

Typical applications

- Modular power supplies
- Mini-electronic instruments

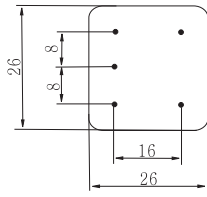
Technical specifications

| | |
|-----------------------|--|
| Rated voltage | 115/250VAC |
| Line Frequency | 50/60Hz |
| Test voltage | 1500VDC(line/line) 1500VAC(line/ground) |
| Insulation resistance | >50 MΩ @500VDC |
| Temperature rise | <30°C |
| Climatic category | 25/085/21 |

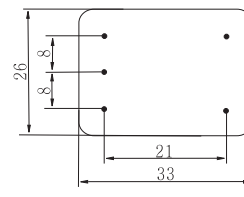
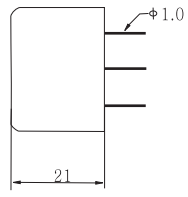
Filter selection table

| Part No. | Rated Current | Leakage Current | Dimension | Terminal | | Electrical Schematics |
|-------------|---------------|-----------------|-----------|----------|--------|-----------------------|
| | | | | Input | Output | |
| F203A-1A-P1 | 1A | <0.5mA | P1 | | | <p>Figure A</p> |
| F203A-2A-P1 | 2A | <0.5mA | P1 | | | |
| F203A-3A-P1 | 3A | <0.5mA | P1 | | | |
| F203A-6A-P1 | 6A | <0.5mA | P1 | | | |
| F203B-1A-P2 | 1A | <0.5mA | P2 | | | <p>Figure B</p> |
| F203B-3A-P2 | 3A | <0.5mA | P2 | | | |
| F203C-1A-P3 | 1A | <0.5mA | P3 | | | <p>Figure C</p> |
| F203C-3A-P3 | 3A | <0.5mA | P3 | | | |

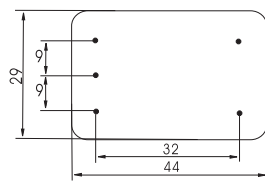
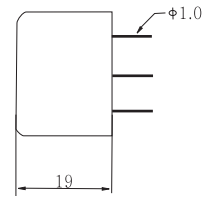
Outline Drawing and Dimensions(mm)



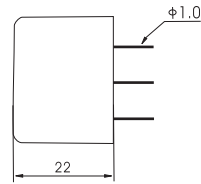
P1



P2



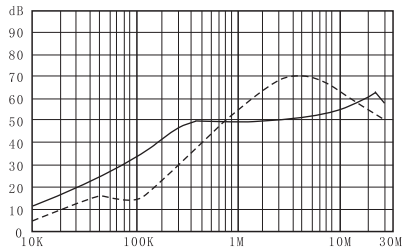
P3



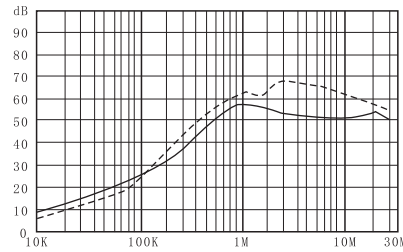
Insertion Loss

———— Common Mode

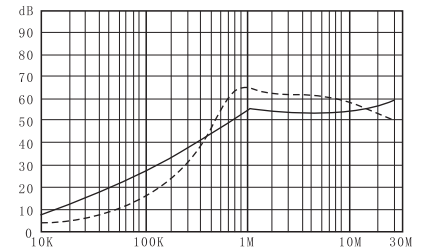
----- Differential Mode



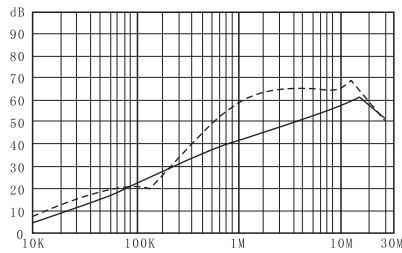
F203A-1A-P1



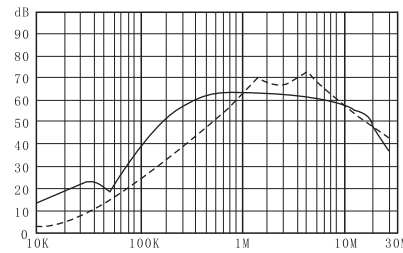
F203A-2A-P1



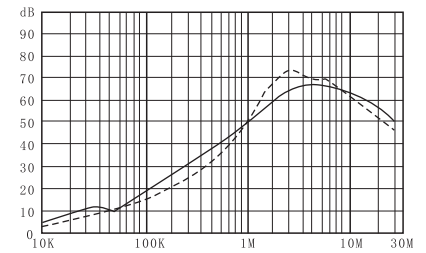
F203A-3A-P1



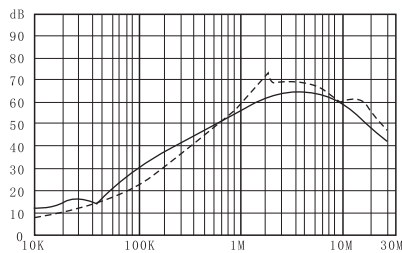
F203A-6A-P1



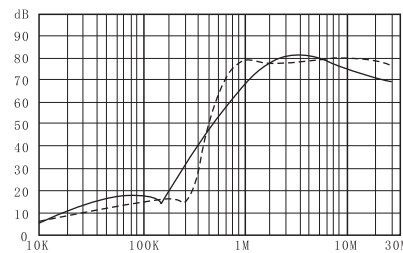
F203B-1A-P2



F203B-3A-P2



F203C-1A-P3



F203C-3A-P3