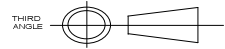


FEEDTHROUGH CAPACITOR FILTERED STANDARD DENSITY SOLDER CUP D SUB CONNECTORS

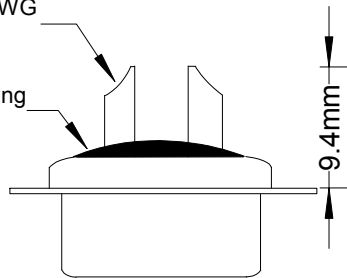


Technical Specifications	
Working Voltage	100VDC
Test Voltage	300VDC
Max current per contact	5A
Contact Resistance	<10mΩ
Insulation resistance between contacts	>5GΩ
Attenuation per decade	20Db
Dissipation factor	<1.5%
Mating Force per contact	3.4N
Temperature Range	-55°C to +85°C
Contact Resistance	Gold plated turned brass
Shells	Tin plated stell
Minimum number of insertions	500

Insertion Loss Data					
	10MHz	50MHz	100MHz	500MHz	1GHz
47pF	-	-	4dB	11 dB	20dB
120pF	-	3db	7dB	18dB	28dB
220pF	-	5dB	8dB	20dB	29dB
330pF	-	6dB	9dB	21 dB	30dB
470pF	-	8dB	18dB	29dB	38dB
680pF	-	11 dB	22dB	34db	39dB
1nF (std val	-	19dB	27dB	43dB	50dB
2nF	3dB	24dB	31dB	42dB	52dB
4.7nF	8dB	30dB	36dB	45dB	52dB

Suitable for 20 AWG

Epoxy rear sealing



Part Number for Standard 1nF Solder cup versions & 3.0mm mounting hole

	9-way	15-way	25-way	37-way	50-way
Plug	FS-2FC09P	FS-2FC15P	FS-2FC25P	FS-2FC37P	FS-2FC50P
Socket	FS-2FC09S	FS-2FC15S	FS-2FC25S	FS-2FC37S	FS-2FC50S

For connectors with a 440UNC clinch nut add FS to end of p/n e.g FS-2FC09SFS


For connectors with M3 clinch nut add FZ to end of part number e.g. FS-2FC15PFZ

For other capacitance values add the cap value at end of par number e.g. FS-2FC25P-330pF

These connectors are also available with varous other mounting options...please ask for details.



Standard 3.0mm through hole mount



Fitted with M3 or 440UNC clinch nut



No part of this drawing may be disclosed or copied without written authority of the company

Filtek Solutions Ltd



Filtek Solutions

DRAWN	D PRYDDERCH
DATE	12-6-2012
DIMENSION	MM
TOLERANCE	±0.1MM UNLESS SPECIFIED

TITLE
Filtered D Sub Solder Cup Connectors

DRAWING NUMBER
FS-2FCxxP/S

ISSUE
CURRENT